

CHRISTIAN ENDEAVOUR

Book Keeping

- Serve as Treasurer of the Local Junior CE Group or Sunday School for a period of 3 months.
- Under the supervision of the Leader, keep a simple Balance Account or Straight Line Account of the Income and Expenditure. Example of sheet can be downloaded from **chart resources**.
- Prepare a simple financial statement for the 3 months and submit it to the Church auditor or Treasurer for examining and signing.


The aim of this Award is to train the Junior in the keeping of simple cash records and presentation of a Statement of Accounts. Though the amounts may be small, it would be good to use a Bank Account e.g. Club Account on which the leader would need to be a signatory. Small amounts may be held in cash for a period by the Junior while keeping the records. The Leader, however, may feel it wiser to keep all cash and let the Junior keep only the accounts.

EXAMINER: Church Treasurer or Auditor

Camper

- Participate fully in all the activities at the annual CE Camp.
- Your room must pass "Room Inspection" on every occasion.
- Be responsible in your attitude to others and to the property of others.

EXAMINER: Group Leader or Camp Leader



CE History (COMPULSORY – recommended **Bronze**)

- Over several weeks, work through the worksheets about the origins of the Christian Endeavour Movement.
- Complete the simple examination paper based on the above. This can be obtained by contacting the Junior CE Convener.

EXAMINER: Scottish Junior Convener

CE Principles (COMPULSORY – recommended **Silver**)

This award covers the four main principles of CE and how to put them into practice: The CE promise; the Promise meeting; weekly meetings; committee/ group work.

- Over several weeks, work through the programmes and worksheets.
- Complete the revision examination paper based on the above. This can be obtained by contacting the Junior CE Convener or CE in Scotland Headquarters.

EXAMINER: Local CE Group Leader and Junior Convener



Chairman Award

- a) Chair the Local CE Group meeting well.
- b) Draw up a programme for this meeting without adult help.
- c) Be able to give a good welcome and a vote of thanks afterwards indicating that you have understood the message.

EXAMINER: Local CE Group Leader

Dance/ Drama

1. Write a drama/ sketch, or, direct a presentation of a mime, or, create movements to interpret a religious song.
2. Take part in **two** presentations of the above during a meeting or, in a worship setting on one or two occasions.

EXAMINER: Local CE Group Leader, or, Church worship leader



Faithful Attender

The Local CE Group Leader will keep a register book or individual cards for each Junior and record their attendance. Over a complete session (i.e. minimum: October to March) only two absences will be permitted which are not due to illness, or a valid reason. A certificate will be awarded to each faithful attender.

EXAMINER: Local CE Group Leader

Games/Quiz Master

On TWO different occasions:

1. Clearly explain the rules of a game/quiz to the participants.
2. Prepare the questions and the scoring method for the quiz **OR** Prepare all the equipment or apparatus and set up for a team game.

EXAMINER: Local CE Group Leader



Group Convener (recommended age – 10 years and over)

Serve as a Convener of a committee for a period of 3 months. The Committee/Group will meet monthly. The Local CE Group Leader will guide the Junior to enable him/her to fulfil, eventually independently, the following duties:

- a) Draw up correctly an Agenda for a meeting.
- b) Ensure each meeting opens and closes with Prayer.
- c) Convene the business of the meeting.

EXAMINER: Local CE Group Leader

Instrumentalist/ Pianist

a) Play the piano or keyboard at the Local CE Group weekly meeting on at least three occasions.

OR

b) Play any musical instrument at the weekly meeting either alone or with the pianist/ keyboard player on at least three occasions.

N.B. It is not necessary for one candidate to play for the whole meeting on these occasions.

EXAMINER: Local CE Group Leader



Letter Writing (recommended age – 10 years and over)

Hold office of Secretary for a committee group e.g. programme planning or missionary, or as Secretary of the Junior Local CE Group for a period of three months.


a) Write a letter or email to someone inviting them to speak at your meeting. Remember to include the date, time, place and what is expected of the speaker.

OR Write or email a Missionary.

b) Write or email a note to a friend telling them about CE

Copies of these two letters or emails should be sent in a correctly addressed envelope to the Junior CE Convener.

EXAMINER: Scottish Junior Convener



Meeting Room Attendant

- A. 1. Set out chairs and prepare the room for the meeting.
2. Distribute hymnbooks/ sheets/ Bibles and set up any electrical appliances required.
- B. 1. Clear away chairs and tidy room after the meeting.
2. Collect in hymnbooks/ sheets/ Bibles and tidy away electrical appliances which were in use.

The record chart can be downloaded from **chart resources**.
Have the chart signed by a leader on EIGHT occasions for either A or B.

EXAMINER: Local CE Group Leader



Minute Writer (recommended age 10 and over)

Hold office as Minute Secretary of any of the committee groups for three months of that Committee. Keep a good record of all business and read the minute(s) as part of the agenda at the subsequent meeting(s).

EXAMINER: Local CE Group Leader

PowerPoint

Using PowerPoint, create the slides to tell the story or lesson being told at the meeting. Use relevant graphics and backgrounds with only a few bullet points of text. The more confident Junior can include video clips and/ or music and sound.

During the presentation of the story or lesson, the Junior should move the slides on at the correct times.


EXAMINER: Local CE Group Leader or Christian Leader in the Church.

Public Bible Reading

a) This award will be gained by a good standard of reading with understanding of a Bible passage at a Church Service or CE Parent's Night etc.

b) Read well a passage given at a few minutes notice by the Minister, Pastor, visiting speaker or Local CE Group Leader in your meeting.

EXAMINER: Church Minister or Pastor, Elder, Deacon or Local CE Group Leader.



Publicity

a) Make a poster advertising your Junior CE meeting and if possible display it in a local school, shop or Church. Use felt tipped pens or computer graphics.

b) Make a poster advertising a special event and display it as above.


Posters must include **What, Where, and When**

Details must be **bold, clear and eye catching** and a minimum size of A4.

c) Write an article for your Church or Local CE Group newsletter or magazine.

EXAMINER: Local CE Group Leader

Singer



a) Sing a Christian song as a solo or duet in public e.g. at your Local CE Group meeting or Church fellowship meeting.

b) Teach your Local CE Group a new Christian song.

EXAMINER: Local CE Group Leader

Speaker

As speaker at your Local CE Group meeting retell a Bible story, or, prepare and give a short talk on the given subject. Speak clearly with an interesting voice and good eye contact on **two** different occasions. It is good to have illustrations for the talk using pictures from a Bible picture book or computer clip art, bring a suitable object, or use a PowerPoint presentation prepared by the Junior or another person.

EXAMINER: Local CE Group Leader

CHRISTIAN LIVING

Athletic Skills

A good sporting attitude must be observed by the Local CE Group leader as the Juniors practise the stipulated athletic skills. The Junior aims to improve his/ her personal achievements for the shuttle run, stretch jump, sit-ups, skipping, basket ball bounce and stamina running.

Information sheets and charts which give details of activities and expected standards are in the topic detail pack.

EXAMINER: Qualified Local Examiner or Local CE Group Leader



Church/Sunday School Attendance

The Junior will regularly attend the Church Service/ Sunday School at his/ her own local Church. The attendance chart must be signed on TEN occasions. The attendance chart can be downloaded from **chart resources**.

EXAMINER: Sunday School Teacher or Church leader/ elder/ deacon



Citizenship

Refer to the programme notes and over six weeks work through the activities. The Junior must show in the Local CE Group meeting, at home and in public what it means to be a good citizen in public places, in the country, with other people, and while dining.

EXAMINER: Assessment – Local CE Group Leader and parent/guardian



Crafts

Make **three** items of craft work. These may be given to friends of CE or sold at a sale of work. The crafts could cover items from the following areas: puppets, shell craft, quilling, string pictures, embroidery or sewing, paper mache/ salt dough/ clay modelling, jewellery, lollypopstick modelling, etc. These items can be made in the Local CE Group, at CE camp, at home or at school.


EXAMINER: Local CE Group Leader

Daily Bible Reading (COMPULSORY – recommended at **Bronze**)

To encourage the Junior to read their Bibles daily use reading aids published by Scripture Union, C.W.R etc. Complete all the pages for at least **two** months.

There is a lesson plan for a weekly meeting to help explain the importance of a daily Bible devotions.


EXAMINER: Church Deacon/ Pastor



First Aid/Home Nursing

Refer to the sheets containing the syllabus and ideas for activities and work through with the Juniors. It is recommended that a nurse or a qualified first aider conduct some of the sessions.

EXAMINER: Qualified Local Person




Good Neighbour

During the CE year, on eight different occasions, the Junior will visit an older friend or a “house-bound” person. This can be the same person each time or a variety of people, and do at least one job for them, e.g. shopping, post a letter, simple gardening, washing the kitchen floor, iron, wash the dishes, peel the potatoes etc.

Church leaders/Minister should be able to supply names of suitable people.

The record chart can be downloaded from **chart resources**.

EXAMINER: Local CE Group Leader



Healthy Living

- Over four weeks, work through the programmes about our bodies, healthy eating, exercise and keeping clean.
- Complete the worksheets.
- Create a poem or poster telling why our bodies are important to God, or giving thanks to God for our healthy bodies, or illustrate an appropriate Bible text.

EXAMINER:

Submit worksheets and poem/ poster/ text to the Scottish Junior Convener.



Examples of work done by Juniors can be found on the website.

Home Maker

For 3 months the Junior must daily make his/her bed and weekly –
a) Dust and tidy a room, or help with the shopping, or contribute towards a meal e.g. make supper sandwiches, peel the vegetables, bake, make a jelly etc. Complete the progress chart and submit it to the local CE Group Leader. The chart can be downloaded from **chart resources**.



EXAMINER: Local CE Group leader with verification from a parent/guardian

Home and Sick Visitor

With a few Juniors from the CE Group visit an elderly or sick person. **Three** visits are to be made in the CE year for **each** Junior. These visits are to various persons in the congregation or to a residential home. Each Junior obtaining this Award must for **each** visit – read a Bible passage/or sing/ or pray/ or retell a personal or Bible incident/ or make a card or bookmark with an illustrated text on it to leave with the person.

It is helpful for the leader to complete the chart of who does what for each programme over the three visits. The chart can be downloaded from **chart resources**.

EXAMINER: Local CE Group Leader



Host/Hostess

Refer to the programme notes and work with the Juniors at four meetings which culminate in “an event”.

1. Help prepare a programme and food for a CE Group party (invitations, programme, food, welcome etc). The Junior CE Group could consider being host to Senior Citizens or other members of the community, as well as their own friends.
2. Afterwards, on a fixed date, orally ask six questions of each Junior concerning the content of the details discussed. A list of suggested questions is supplied.

EXAMINER: Local CE Group Leader



Practical Church Service

Over a period of ten weeks, perform eight tasks of a practical nature :
The Junior should help regularly in a variety of ways with activities being supervised by an adult who would sign the Junior’s record sheet on completion of the activity.

Examples of the type of work that can be undertaken are – assistance in cleaning the Church or halls, book or leaflet distribution, picking up litter and tidying grounds, washing or drying dishes after church activities, washing or drying communion cups, helping with youngsters in the crèche. The chart can be downloaded from **chart resources**.

EXAMINER: Local CE Group Leader/Deacon or Elder

Prayer (COMPULSORY – recommended at **Silver**)

- Take part in chain prayer regularly. See programme 3 (Thanking God) for an explanation of **chain prayer**.
 - Lead in the opening or closing prayer of your Local CE Group **three** times
 - Complete a minimum of eight weekly Prayer Diaries.
- There are five lesson plans for weekly meetings and Prayer Diaries in **Prayer**.

EXAMINER: (a) and (b) Local CE Group Leader
(c) Scottish Junior Convener



Reader

- Read “**The Lion, the Witch and the Wardrobe**” (C. S. Lewis) or “**Pilgrim’s Progress**” (John Bunyan) in a children’s version
- Answer questions orally from the Quiz Sheet supplied.
- List the books which you have read in the past three months.
A total of at least four books is expected, including “The Lion, the Witch and the Wardrobe” or “Pilgrim’s Progress”.

EXAMINER: Local CE Group Leader



Saying ‘No’

Discuss with the Juniors over several occasions the programme notes about alcohol, tobacco and drugs. (Your Community Health Centre may be able to give you topical illustrations, leaflets and perhaps a visit). Be able to answer orally 10 questions about the topic of keeping ourselves safe and healthy by saying ‘no’.

EXAMINER: Local CE Group Leader



Writer

- Write an article for your National CE magazine, or your Church or Local CE Group newsletter or magazine.
- Write in your own words an account of an incident in the life of Christ.

EXAMINER: Scottish Junior Convener



REACHING OUT

Lookout

- Be responsible for bringing two children to the Local CE Group. Repeated personal contact, text messages, instant messaging, telephone calls and invitations may be needed to encourage a regular attendance and this should be done by the Junior.
- On the blank side of a postcard, design an invitation to your Group giving time, place and purpose of the CE meeting. This card can be used for a friend to take home to show a parent/guardian.

EXAMINER: Local CE Group Leader



Missionary (COMPULSORY – recommended at **Silver**)

- Be familiar with the life of one of the following people: David Livingston, William Carey, Eric Liddell, Mary Slessor (Dundee), Corrie Ten Boon – and complete the relevant fact-sheets. Use can be made of the visual aids and books available from the CE in Scotland Office. The Juniors could then, as the speaker, weekly serialise the biographies.
- Using the worksheet, find out about the country, food, education, health care, religion of the country your missionary friend is in.
- Write a letter or email, or a paragraph in a Group letter to a missionary friend and let your Local CE Group leader read it before it is sent. Any Missionary Society should be able to help pair you up with a missionary. See list of useful addresses on the website. cescotland.org

N.B. Make use of DVDs, video clips and web-sites of missionary societies. The David Livingston Centre (National Trust), Blantyre has excellent displays. Tel – 01698 823140 for details of opening times and cost.

EXAMINER: Local CE Group Leader




Thinking of Others

During the CE year make **three** cards, e.g. a Get Well card, Christmas card, Birthday card, Easter greetings, Thank you card etc. Use paper craft or computer packs.

Encourage the Juniors to use these cards to send to Church and CE friends throughout the session.

EXAMINER: Local CE Group Leader



Witnessing

The Junior leader must know the Junior and be able to verify he/ she is a true witness at home, school and in the community. The Junior has to give his/ her testimony before the Local CE Group, perhaps at a “Witness Night”.

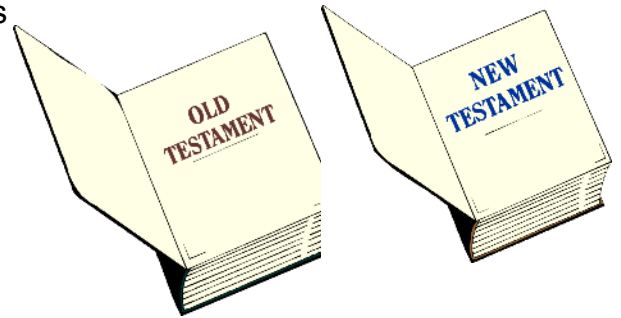
EXAMINER: Local CE Group Leader

BIBLE

Bible Books

Recite the names of the books of the Old Testament and the New Testament in the correct order on one occasion. There are resources for Bible Books and Bible book activities under **Bible resources**.

EXAMINER: An adult known to the Junior




Bible Character

Choose one of the following Bible Characters: **Peter, Joseph, Jesus, David, Paul, Moses**

a) Draw, paint or use a computer to draw a picture of an aspect of the character chosen, on an A4 sheet of paper.

b) On the back of the sheet, write a sentence or two using 20 or more words telling why you admire the character and what you have learned about them.

EXAMINER: Scottish Junior Convener

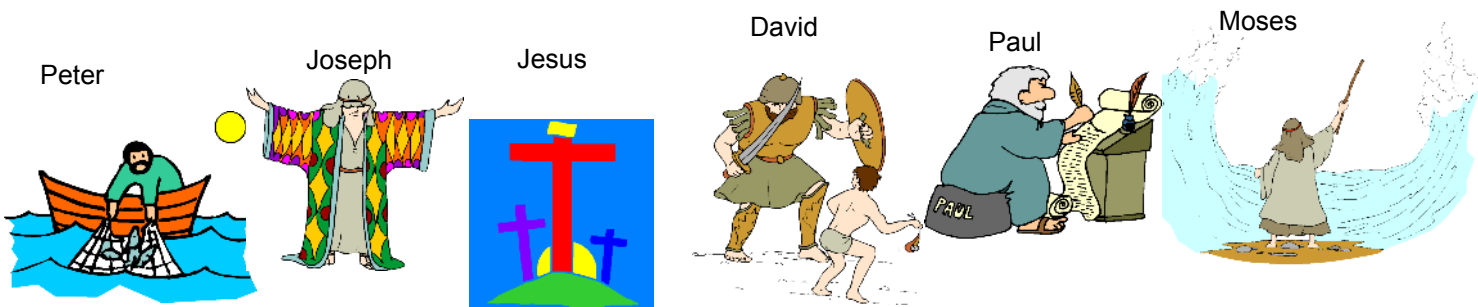


Bible Knowledge (one certificate at least for each stage)

The examination will be based on the Bible verses for the Bible Character for that year. (**Peter, Joseph, Jesus, David, Paul or Moses**)

Examination papers are supplied from CE in Scotland (Children with difficulties or younger children may use a “scribe” and/ or have the questions read to them). All papers should be completed one month before the Scottish National Convention.

EXAMINER: Scottish Junior Convener



Bible Memorisation (COMPULSORY – recommended at **Gold**)

1. Choose one of the following passages: **Isaiah 53, Psalm 23, Exodus 20, 1 Corinthians 13**. A chart is available for each section, broken into ten simple units. As each verse is learned, it can be ticked off.

2. Choose **ten** verses from the printed sheet and memorise them. As each verse is learned, it can be ticked off.

The two sections can be learned throughout the year.

EXAMINER: An adult known to the child, or the Local CE Group leader.