



# Good Neighbour

## CHAIRPERSON'S PLAN

Sing  
Opening Prayer  
Memory Verse  
Bible reading  
Discussion  
Chain Prayer  
Offering  
Drama  
worksheets  
Sing  
'Good Neighbour' Award  
Benediction  
Next week

### To Prepare

Praise Leader: Select songs on theme of *love / care*

JP 113 I serve a risen Saviour MP 295

JP 115 I sing a song of the saints of God

JP 95 If you see someone lying in the road

JP 134 Jesus' hands were kind hands

JP 161 Make me a channel of your peace MP 456

JP 275 When I needed a neighbour

JP 403 It's the little things that show

Memory verse:- bring poster of Luke 10.27 and decide on method of learning

Bible Reading:- Ask a Junior to prepare **Luke 10: 25-37**

Drama: decide whether to use the Bible text as the script or to work with the Juniors to update the situation. See notes below.

Worksheets: Select appropriate sheets, if using, and photocopy required quantity.



### Programme

Discussion: 1. What excuses might the Priest and Levite have had for not helping?

( too busy with religious duties, might get dirty, no time, etc.)

2. What excuses do *we* make for not helping others? ( in middle of a computer game, rather play football, too tired, etc)

3. Who are *our* neighbours? (everyone we meet)

4. Why should we love our neighbour as well as God? (to show God's love)

5. When should we love our neighbour?

6. What can we *do* to show God's love to our neighbour?

7. What might be the results of our 'love in action'?

Chain Prayer: Encourage the children to think of their own 'neighbours', and to pray for any who have needs e.g. ill health, worries, loneliness, being bullied

Drama: The main characters are: victim, robbers, priest, Levite, Samaritan. Everyone can take part. Divide the Juniors into groups of five or more - there can be several robbers! Younger groups may be more comfortable with miming, whereas older Juniors may enjoy the challenge of updating. Allocate roles. Decide the direction of travelling and where the towns are. Encourage expressive gestures and facial expressions.

If using Luke 10: 25 - 37 as the script, read this clearly and participants mime the words. Slow the narrative when needed to allow time for the actions.

If updating the situation, consider the type of people involved and why they were travelling? Aim to have the surprise element as to who the good neighbour was - someone least expected.

Word grid answers: 1. Jerusalem 2. Attacked 3. Man 4. Beat 5. Stripped 6. Priest 7. Other 8. Care 9. Innkeeper 10. Samaritan

Good Neighbour Award: Introduce the idea of how the Juniors can be a Good Neighbour. Explain requirements for the Award and issue the charts to those who want to participate.



Love the

Lord

with all your being

Love your


neighbour

as much as you love

yourself

Luke 10: 27

Name \_\_\_\_\_



Love your  
neighbour  
as much as you  
love yourself.

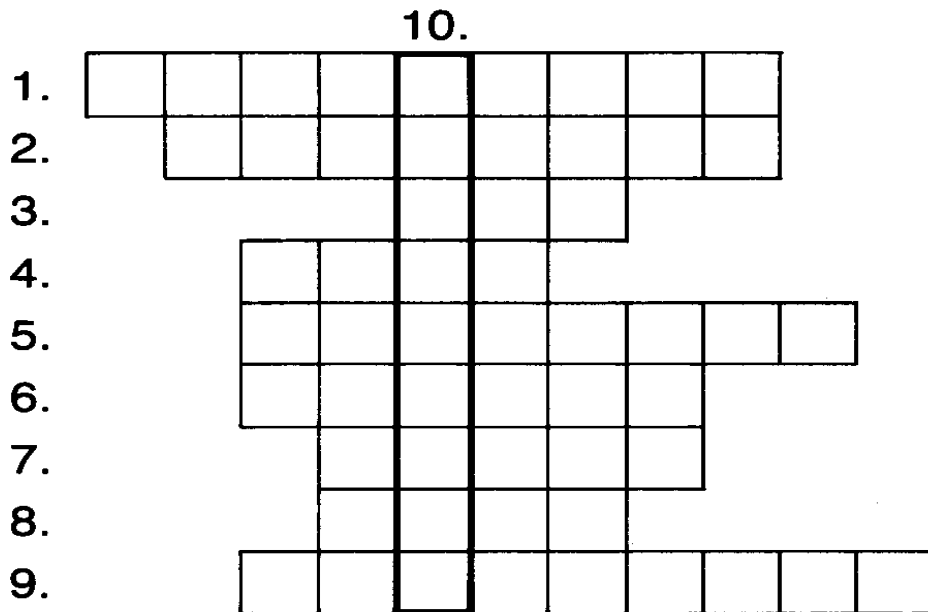
**Luke 10 : 27**

Name \_\_\_\_\_

## BEING A GOOD NEIGHBOUR

Jesus told a story to show us  
how to be good neighbours.

*Read it in Luke 10:30-37.*




1. Which city did the traveller start from?
2. What did the robbers do?
3. Was the traveller a man or a woman?
4. They hurt the man when they ---- him.
5. They also ----- him of all he had.
6. The first person to see him was a -----.
7. But he walked by on the other ----.
8. A kind neighbour helped and took ---- of him.
9. He paid the ----- to look after him.
10. That good neighbour was a foreigner. He was a -----.

Name \_\_\_\_\_ Use the words in capital letters in the text for this wordsearch.

Y	R	R	O	S	D	A	F	W	
A	B	T	S	E	I	R	P	O	D
I	D	F	G	A	E	A	U	R	L
R	S	G	P	C	S	N	P	E	O
A	U	H	I	S	D	H	V	I	H
M	S	G	E	S	O	I	E	G	C
A	A	D	D	L	T	H	N	E	R
S	M	J	O	E	T	R	Q	E	R
M	E	F	O	O	D	E	U	R	E
B	Y	N	G	S	F	T	R	V	J

'A man travelling to JERICHO got MUGGED and left for dead. A PRIEST saw him but PASSED BY. So did a LEVITE. But a FOREIGNER from SAMARIA felt SORRY for the man and washed his WOUNDS and took him to an INN for help. He even PAID for the man's FOOD and SHELTER.' This Samaritan was being a GOOD neighbour. We must DO THE SAME.

Luke 10:25-37



# Good Neighbour Award

During the CE year, on eight different occasions, the Junior will visit an older friend or a “housebound” person. This can be the same person each time or a variety of people, and do at least one job for them, e.g. shopping, post a letter, simple gardening, washing the kitchen floor, iron, wash the dishes, peel the potatoes etc. Church leaders/Minister should be able to supply names of suitable people in the Fellowship, if required.

# GOOD NEIGHBOUR



For this Award \_\_\_\_\_ is visiting an elderly friend or neighbour and will help with a simple task. Eight visits and tasks must be done and the form signed on each occasion. Thank you for your co-operation.

Person visited	Task performed	date	signature

Signature of parent

\_\_\_\_\_





This is to certify that

\_\_\_\_\_

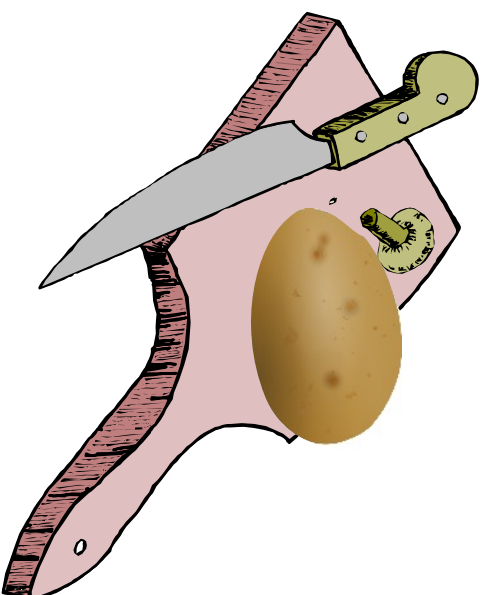

is a

# GOOD NEIGHBOUR

Date \_\_\_\_\_

Leader's signature

\_\_\_\_\_



Junior Christian Endeavour : Award Scheme